

Let's Start

1



Activity 1

Act Out

Teacher : Good morning, children!

Children : Good morning, sir!

Teacher : Do you like playing games?

Children : Yes sir, we like it.

Teacher : Look, I have 26 flash cards.

They are...(teacher starts singing the alphabet to a melody)

A B C D E F G

H I J K

L M N O P //

Q R S T

U and V

W X and Y Z

happy happy we shall be

now we know our A B C

Now, I have a flash card with me, can you guess the letter?

Kumara : Sir, is that A?

Teacher : No, it's not.

Namal : Then, is it C?

Teacher : Yes, you're correct , It's C.

Activity 2 - Pronunciation

Practise the alphabet song with the teacher.

THE ALPHABET SONG

Come little children, come to me

I will teach you A B C

A B C D E F G

H I J K

L M N O P

Q R S T

U V W X Y Z

X Y Z sugar on the bread

If you don't like it,

Better go to bed.

Next Monday morning, come to me.

I will teach you A B C

Activity 3 - Writing

(a) Let's learn the English alphabet.



Upper case letters
(Capital letters)

A B C D E
F G H I J
K L M N O
P Q R S T
U V W
X Y Z

Lower case letters
(Simple letters)

a b c d e
f g h i j
k l m n o
p q r s t
u v w x y z

(b) Find and write the missing letters.

What comes next?

- | | | | |
|---------|-------------|-------------|-------------|
| ✦ I'm A | ✦ I'm B | ✦ I'm | ✦ I'm |
| ✦ I'm V | ✦ I'm | ✦ I'm X | ✦ I'm |
| ✦ I'm G | ✦ I'm | ✦ I'm I | ✦ I'm |
| ✦ I'm T | ✦ I'm | ✦ I'm V | ✦ I'm |
| ✦ I'm O | ✦ I'm | ✦ I'm Q | ✦ I'm |
| ✦ I'm E | ✦ I'm | ✦ I'm | ✦ I'm H |

Activity 4

Read and write in the correct alphabetical order.

F	G	E	C	A	D	B
<u>A</u>	—	—	—	—	—	—
J	H	I	L	N	K	M
—	—	—	—	—	—	—
Q	S	U	O	R	T	P
—	—	—	—	—	—	—
W	Z	V	Y	X		
—	—	—	—	—		

Activity 5

Write in lower case letters.

e.g. BELL bell

1. APPLE
2. BALL
3. CUP
4. DOG
5. ELEPHANT

Identify the following lower case letters.

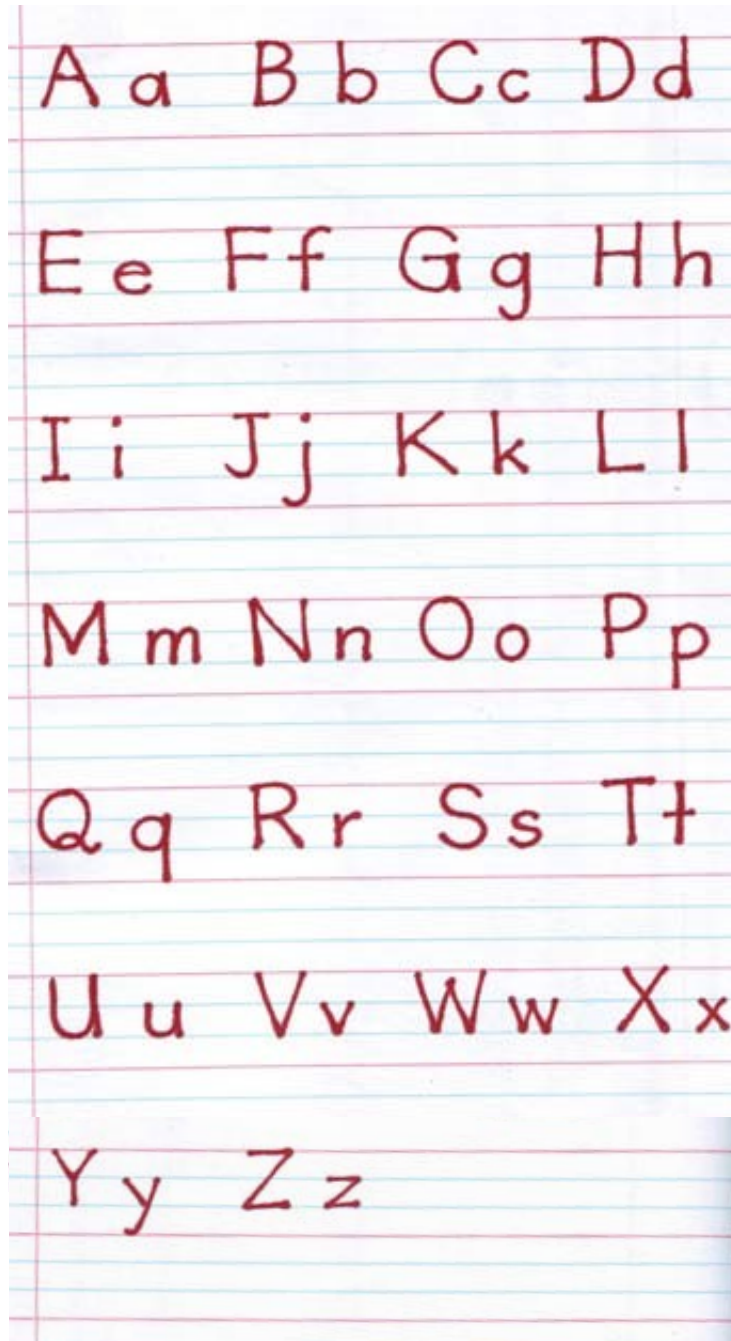
a = **a**

g = **g**

You can see them (**a** and **g**)
mostly in printed books.

Activity 6

Practise writing the alphabet.



Learning Point




The English alphabet has vowels and consonants.

The vowels are, **Aa Ee Ii Oo Uu**

The other letters are consonants.

e.g. : Bb , Mm

Point and read.



Activity 7 - Reading

Read aloud.

a →	apple	bat	cat	sat	rat
e →	egg	den	leg	pen	ten
i →	ink	bin	pin	tin	win
o →	on	dot	log	pot	top
u →	up	bun	bus	run	sun

Activity 8

Read and match.

pin



hen



sun



pot



bat



Activity 9 - Writing

Fill in the blanks and read. (a, e, i, o, u)

b__s



h__t



n__t



m__t



t__n



b__d



p__g



j__t




Let's learn Colours


Red



Green



Blue




Pink



Orange




Yellow




Purple



White



Black



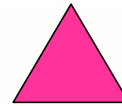
Activity 10 - Reading

Read, copy and match.

red



blue




green



yellow



white



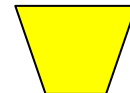
pink



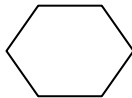
orange




brown



black



purple



Activity 11 - Listening

Listen to the teacher and underline the correct answer.

- 1) This is (Ashan's / Oshen's) room.
- 2) There is a (red / white) bed sheet on the bed.
- 3) The pillow is (white / black).
- 4) There is a (green / yellow) ball on the bed.
- 5) There is a (blue / black) toy car on the floor.
- 6) The bat is (black / brown).

Activity 12 - Reading

(a) Listen to the teacher and read aloud.

There are a lot of *animals* in the zoo. There are *lions, elephants, tigers* and *leopards*. They are dangerous animals. There are innocent animals too. Some of them are *rabbits, monkeys* and *birds*. *Birds* are of different colours. *Parrots* are green, *peacocks* are blue and some *pigeons* are white. Little children like to visit the zoo.

(b) Complete the table.

Nouns	
Singular	Plural
e.g. animal	animals
	lions
tiger	
	elephants
leopard	
	rabbits
monkey	
	birds
parrot	
	peacocks
	pigeons

Activity 13 - Grammar

(a) Look at the picture and read.



Sahan sleeps.

Stars twinkle.

The moon shines.

1. **Sahan** | **sleeps.** 2. **Stars** | **twinkle.** 3. **The moon** | **shines.**

These sentences have two parts.

1. **A subject**

2. **A predicate**


Subject	Predicate
Sahan	sleeps.
Stars	twinkle.
The moon	shines.
Students	learn English.
I	like apples.
We	go to pirivena.
Nimal	is in grade one.
Nimal and Kamal	are friends.

(b) Write the subject and the predicate.

Sentence	Subject	Predicate
Boys play.		
Teachers teach.		
Birds fly.		
Babies cry.		
Flowers bloom.		
The sun rises.		
Lions roar.		
We learn English.		
Dogs bark.		
Trees have branches.		

Now and Then

2



Activity 1

(a) Act Out

Venerable Sarada : Good afternoon!

Venerable Sumana : Good afternoon!

Venerable Sarada : What *are you* looking at?

Venerable Sumana : Look! There *is* a *rainbow*.

Venerable Sarada : Oh, how beautiful!

Venerable Sumana : *Are you* Venerable Narada?

Venerable Sarada : No, *I'm* Sarada. Last year, *I was* in
Sumangala Pirivena.

Venerable Sumana : I'm Sumana. Nice to meet you. Now, *we*
are friends.

Venerable Sarada : Yes, There goes the bell. Let's join the
assembly.

(b) Underline the correct answer.

1. What (are/ is) you looking at?
2. There (is / are) a rainbow.
3. (Are / is) you Venerable Narada?
4. I (am / is) Sarada.
5. I (was/were) in Sumangala Pirivena.
6. Now, we (is/are) friends.

Activity 2 - Reading

(a) Read the passage and answer the questions that follow.

At the Assembly

Venerable sirs, dear teachers and my dear friends. Today I **am** going to speak about myself. I **'m** Venerable Sarada. I **'m** ten years old. I study at Seelarathana Pirivena. I **'m** in grade one. My Chief Incumbent **is** Venerable Soratha. My new friends **are** helpful and friendly. I **am** new to this pirivena. Last year, I **was** in Sumangala Pirivena. There **were** many friends. I like this pirivena. May the Triple Gem bless you! Thank you.



1. In which grade is Venerable Sarada?

Venerable Sarada **is**

2. Who is Venerable Soratha?

Venerable Soratha **is**.....

3. Where was Venerable Sarada last year?

Venerable Sarada **was** inlast year.

4. Were there many friends?

Yes, there **were**.....

<i>Learning Point</i>	Be Verbs	
Personal Pronoun	Present Tense (<i>now</i>)	Past Tense (<i>before</i>)
I	am	was
We	are	were
You	are	were
They	are	were
He	is	was
She	is	was
It	is	was

Activity 3 - Reading

Read and practise.

Present Tense (now)	Past Tense (before)
<i>I am</i> in grade one.	<i>I was</i> in the primary class.
My Chief Incumbent <i>is</i> Venerable Soratha.	My class teacher <i>was</i> Mr. Senanayake.
My friends <i>are</i> helpful and friendly.	There <i>were</i> many friends.
<i>I am</i> ten years old.	<i>I was</i> nine years old.
<i>I am</i> in Seelarathana Pirivena.	<i>I was</i> in Sumangala Pirivena.

Activity 4

(a.) Underline the correct word.

- ☆ am Venerable Sobitha. (You, They, I)
- ☆ are friends now. (She, We, I)
- ☆ is my mother. (We, She, It)

☆..... are Sri Lankans. (She, We, I)

☆Last year, was seven years old. (he, they, you)

☆ were in grade one. (She, They, I)

☆ is a cat. (They, It, He)

(b.) Write about yourself.

Now...



I am

I am years old.

My pirivena *is*

I am in grade

Our principal *is* Venerable

I hope to be a

Before....

I was a school boy.

I was years old last year.

My school *was* Vidyalaya.

Our principal *was* Mr.

(c.) Rewrite in past tense.

a) I *am* eleven years old.

.....

b) My pirivena *is* Mangala Pirivena.

.....

c) My friends *are* very helpful.

.....

d) I *am* in grade one.

.....

e) Our principal *is* Venerable Suneetha.

.....

f) There *are* eight teachers in my pirivena.

.....

Activity 5 - Speaking

Speak about yourself. Use the following sentences.

I **am**

I **am**.....years old.

I **am** in grade

My father/ mother **is**.....

My pirivena **is**

Our principal **is** Venerable

I want/ hope to be a

Activity 6 - Listening

(a) Listen and read.



(b) Read with the teacher.

Cardinal Numbers		Ordinal Numbers	
1	one	1 st	first
2	two	2 nd	second
3	three	3 rd	third
4	four	4 th	fourth
5	five	5 th	fifth
6	six	6 th	sixth
7	seven	7 th	seventh
8	eight	8 th	eighth
9	nine	9 th	ninth
10	ten	10 th	tenth

(c) Fill in the blanks.

The **first** month is January.

The month is March.

The month is October.

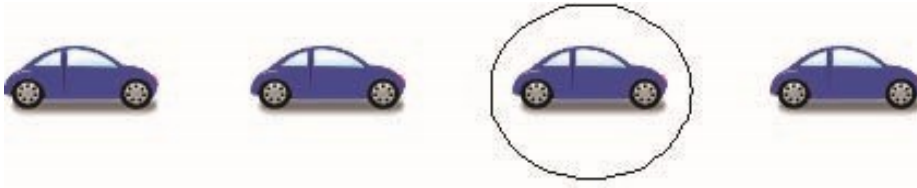
The fourth month is

The month is May.

The last month is

(d) Read and complete.

e.g. Circle the **third** (3rd) car.



How many cars?

four cars

Circle the **second** (2nd) duck.



How many ducks? _____ ducks

Circle the **fourth** (4th) star.



How many stars? _____ stars

Circle the **first** (1st) fish.



How many fish? _____ fish

Circle the eighth (8th) kite.



How many kites? _____ kites







Circle the fifth (5th) umbrella.



How many umbrellas? _____ umbrellas

Activity 7 - Listening

Listen to the teacher and draw.

①	②	③
		
④	⑤	⑥
		

Learning Point

How to use upper case letters

We use upper case letters (capital letters) :

- at the beginning of the sentences;
He has a ball.
She has a doll.
- with proper nouns;
Names of;
People → Nalaka, Arul, Venarable Samitha
Countries → Sri Lanka, Japan, America
Cities → Galle, Colombo, Anuradhapura
Nationalities → Sinhalese, Tamil, Muslim
Languages → Sinhala, English, French
Days of the week → Sunday, Monday, Tuesday
Months of the year → January, February, March
- initials in names;
G. D. Ajith (*Gamage Don Ajith*)
P. K. Menura
Venerable **B.** Udaya (Biyagama Udaya)
- with the pronoun 'I';
Nimal and **I** are friends.

Activity 8 - Reading

(a) Read the note and notice the use of upper case letters.

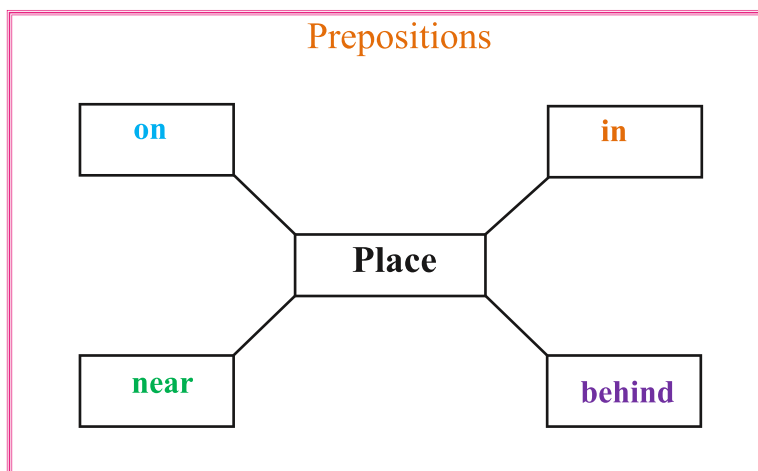
Venerable Sarada,

The first term begins on Monday, the 2nd of January. Please bring Madolduwa and Hathpana. I want to read them.

Sumana

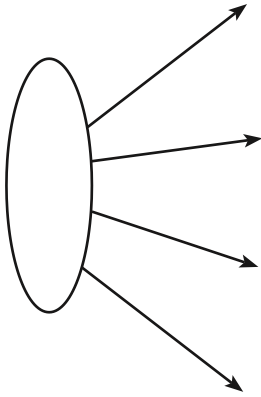
(b) Rewrite the sentences using capital letters.


1. the bird is in the tree.
2. rohana and tharaka are good friends.
3. i bathe on monday, tuesday, wednesday and friday.
4. india is the closest country to sri lanka.
5. sinhala, tamil and muslim people live together in peace.





Activity 9 - Grammar


(a) Read and practise.

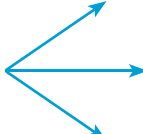
The ball is 

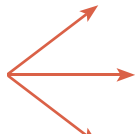
on the box. 

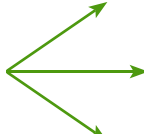
in the box. 

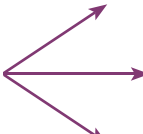
near the box. 

behind the box. 

The bird is  **on** the branch.
on the roof.
on the car.

The teacher is  **in** the class.
in the room.
in the bus.

The boys are  **near** the temple.
near the Bo tree.
near the well.

The kittens are  **behind** the door.
behind the table.
behind the van.

(b) Match and make 5 sentences.

The bird is	on	the class.
The teacher is	in	the nest.
The vase is	near	the door.
The broom is	behind	the table.

1.
2.
3.
4.
5.

Activity 10 - Reading

(a) Read aloud.

This is – These are / That is – Those are

This is my pet.




This is my pen.



These are my books.



These are flowers.



That is the sun.
The sun is **in** the sky.



That is the moon.
The moon is **in** the sky.



Those are stars.
The stars are **in** the sky.



Those are bats.
They are flying **in** the sky.



(b) Look around your classroom and tell four sentences. Use *this*, *these*, *that* and *those*.

(c) Match and make sentences as given in the example.

This / These	is / are	a car / cars
		a table / tables
That / Those		a tree / trees
a lion / lions		

- a. This is a car.
- b. These are cars.
- c. That is a car.
- d. Those are cars.

1.
 - a.
 - b.
 - c.
 - d.

2.
 - a.
 - b.
 - c.
 - d.

3.
 - a.
 - b.
 - c.
 - d.

Activity 11 - Pronunciation

Underline the word *that sounds different.*

- | | | | | |
|------|-----|-----|------------|-----|
| e.g. | mat | bat | <u>nod</u> | fat |
| 1. | bat | cat | top | rat |
| 2. | den | mug | pen | ten |
| 3. | tap | pin | tin | win |
| 4. | dot | gem | pot | lot |
| 5. | bun | run | rim | sun |

Happiness

3

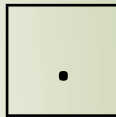


Act Out

- Visitor : Good morning, Venerable Sir!
- Monk : Good morning, may the Triple Gem bless you! Where are you from?
- Visitor : I'm from Kandegama.
- Monk : What brings you here?
- Visitor : I have three sons. The youngest wants to be a monk.
- Monk : How can I help you?
- Visitor : Well, I want my son to be ordained here.
- Monk : OK, I can help you with it. What is your name?
- Visitor : I'm Saman Walpita.
- Monk : OK. Mr. Walpita, bring your son to the temple next Monday morning.
- Visitor : Thank you Venerable Sir.
- Monk : May the Triple Gem bless you!



Question mark



Full stop

Activity 1 - Grammar

Use the question mark or full stop at the end.

- e.g. Are you from another village ?
1. He wants to be a monk
 2. I have three sons
 3. What is your name
 4. I can help you
 5. How can I help you

Activity 2 - Reading

Mark right (✓) or wrong (x).

1. The visitor is Saman Pelpita. ()
2. He is from Kandegama. ()
3. Saman has three sons. ()
4. His eldest son wants to be a monk. ()

Activity 3

Read the dialogue again and select the correct answer.

- 1) Who is the visitor?
 - a. Kamal
 - b. Saman
 - c. Sunil

- 2) Why did he come?
 - a. To observe sil.
 - b. To meet the Chief Incumbent.
 - c. To take pictures of the temple.

- 3) What did Saman talk to the Chief Incumbent about?
 - a. He wants to be a monk.
 - b. His eldest son wants to be a monk.
 - c. His youngest son wants to be a monk.

- 4) How many sons does Saman have?
 - a. One
 - b. Two
 - c. Three

- 5) When would Saman bring his son to the temple?
 - a. Next Sunday
 - b. Next Monday
 - c. Next Tuesday

Activity 4- Grammar











Insert full stop (.) or question mark (?).

- | | | |
|-----------|-------------------------------|--------------------------|
| 1) Malith | : Where is the post office | <input type="checkbox"/> |
| Kolitha | : It's upstairs | <input type="checkbox"/> |
| Malith | : Yes, I see | <input type="checkbox"/> |
| 2) Sanuga | : Where is the canteen | <input type="checkbox"/> |
| Dasun | : Mmmm... on the ground floor | <input type="checkbox"/> |
| Sanuga | : Alright | <input type="checkbox"/> |

Read aloud

a / an / the

Point and read aloud

the sun		the moon	
a flower		an egg	
an apple		an orange	
an ice cream		an umbrella	
the world		a bus	

Activity 5 - Writing

Write **a**, **an** or **the**.

1. This is _____ hat.
2. The chief monk has _____ alms bowl.
3. _____ world is round.
4. It's _____ palmyrah fan.
5. There is _____ ekel broom in the garden.



My Village


My village is Kandegama. It is in Polonnaruwa. It is **a** beautiful village. There is an old temple in my village. There is **a** post office and **an** umbrella factory in **the** village.

Activity 6

Fill in the blanks with *a* , *an* or *the*.

1. Kandegama is _____ name of the village.
2. It is _____ beautiful village.
3. There is _____ old temple in my village.
4. There is _____ umbrella factory in _____ village.

Opposite Words



Read aloud.

I Am

I'm not too **short**.

I'm not too **tall**.

I'm not too **big**.

I'm not too **small**.

I'm not too **shy**.

I'm not too **bold**.

I'm not too **young**.

I'm not too **old**.

I'm not too **thin**.

I'm not too **fat**.

I'm not too **this**.

I'm not too **that**.

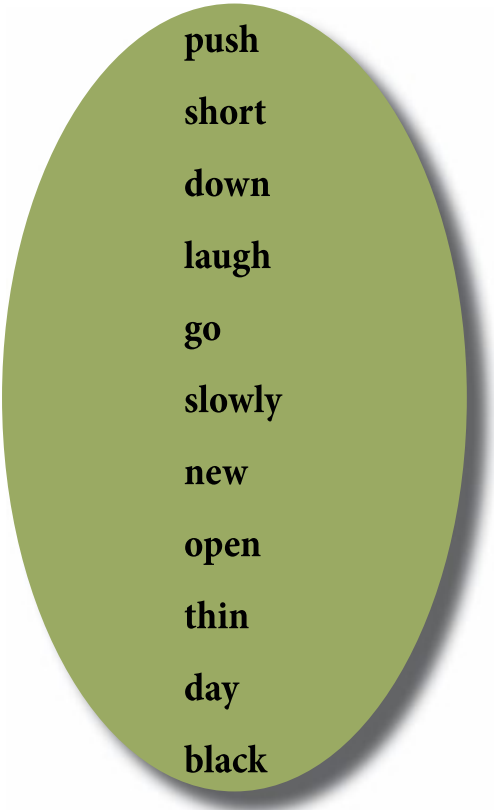
I'm **beautiful**.

Anonymous

Activity 7

Select opposite words to complete column "B".

	A	B
1.	come
2.	quickly
3.	up
4.	night
5.	pull
6.	cry
7.	long
8.	fat
9.	white
10.	close
11.	old



Activity 8

Rewrite these sentences using the opposites of the highlighted words.

1. My teacher has a **new** bag.
e.g. My teacher has an **old** bag.
2. I have a **small** dictionary.
.....
3. Senuja has a **white** T- shirt.
.....
4. This ruler is **long**.
.....

5. The girl is **crying**.

.....

6. Disuru walks **slowly**.

.....

7. This tree is **tall**.

.....

8. He ran **up** the road.

.....

9. It's **cold** here.

.....

10. Please, **close** the door.

.....

Activity 9 - Reading

(a) Read the passage aloud.

Our Temple



This is our temple. It is ancient. We often go there. There is a big stupa, a sacred Bo tree and a beautiful shrine room. First, we offer flowers to the stupa. Second, we worship the Bo tree. Third, we go to the shrine room. Bhikkhus live in the dwelling house. There is a preaching hall, an alms hall and a pond in our temple.

(b) What places do you worship?

- a. First
- b. Second
- c. Third

(c) Find the words from the passage to describe these words.

- a. Ancient temple.
- b. _____ stupa.
- c. _____ bo tree.
- d. _____ shrine room.

Activity 10 - Speaking

Practise the song with the actions.

An action song

If you're happy and you know it

If you're happy and you know it, clap your hands (clap clap)
If you're happy and you know it, clap your hands (clap clap)
If you're happy and you know it, then your face will surely show it
If you're happy and you know it, clap your hands. (clap clap)

If you're happy and you know it, stomp your feet (stomp stomp)
If you're happy and you know it, stomp your feet (stomp stomp)
If you're happy and you know it, then your face will surely show it
If you're happy and you know it, stomp your feet. (stomp stomp)

If you're happy and you know it, shout "Hurray!" (hoo-ray!)
If you're happy and you know it, shout "Hurray!" (hoo-ray!)
If you're happy and you know it, then your face will surely show it
If you're happy and you know it, shout "Hurray!" (hoo-ray!)

If you're happy and you know it, do all three (clap-clap, stomp-stomp, hoo-ray!)
If you're happy and you know it, do all three (clap-clap, stomp-stomp, hoo-ray!)
If you're happy and you know it, then your face will surely show it
If you're happy and you know it, do all three. (clap-clap, stomp-stomp, hoo-ray!)

If you're happy and you know it, nod your head (nod, nod)
If you're happy and you know it, nod your head (nod, nod)
If you're happy and you know it, then your face will surely show it
If you're happy and you know it, nod your head. (nod, nod)

If you're happy and you know it, give me a thumbs up (thumbs up, thumbs up)
If you're happy and you know it, give me a thumbs up (thumbs up, thumbs up)
If you're happy and you know it, then your face will surely show it
If you're happy and you know it give me a thumbs up. (thumbs up, thumbs up)

Activity 11

Listen to your teacher and do.

If you like apples, **nod** your head.


If you don't like bananas, **shake your head**.

If you like stories, **clap your hands**.


If you love English, **give a thumbs up**.

Making Friends 4


Read aloud




Hello! I am Nadith. I go to temple. I celebrate Vesak. I speak Sinhala.




Hello! I am Ilham. I go to mosque. I celebrate Ramazan. I speak Tamil.



Hi! I'm Mark. I go to church. I celebrate Christmas. I speak English.



Hello ! I am Mahesh. I go to kovil. I celebrate Thaipongal. I speak Tamil.



A good day to you all! We are Sri Lankan. We go to the temple, the mosque, the church and the kovil. We celebrate many festivals. We speak Sinhala, Tamil and English. We are friends.

Activity 1 - Writing

(a) Complete the table with the above information.

Name	Goes to	Celebrates	Speaks

Activity 2

(b) Use the above table and make sentences about the four children.

Use upper case letters and full stops where necessary.

e.g. Nadith

- a. Nadith goes to temple.
- b. He celebrates Vesak.
- c. He speaks Sinhala.

1) Ilham

- a.
- b.
- c.

2) Mark

- a.
- b.
- c.

3) Mahesh

- a.
- b.
- c.

Activity 3

1. Fill in the blanks.

1. I am

I go to..... I celebrate I speak



Sinhala / temple
Nadith / Vesak

2. I am

I go to I celebrate I speak



Ilham / Ramazan
Tamil/ mosque

3. I am

I go to I celebrate I speak



church / English
Mark/Christmas

4.1. I am.....

I go to..... I celebrate I speak.....



Tamil / Mahesh
Kovil /
Thaipongal

Activity 4

(a) Write about yourself.

I amI go to

I celebrate I speak

(b) Find and write the correct number in the circle.

I live in Australia.
I have a pouch.
I carry my baby in my pouch.
I can jump.



I can fly.
My home is a nest.
I make it in trees.
I eat grain and fruits.
I have a red beak.



I jump from tree to tree.
I live in trees.
I have a long tail.
I eat leaves and fruits.



I can swim.
I live in water.
I have fins.
I have large eyes.



I have a short tail.
My ears are long.
I eat grass. I can hop.



(1)



(2)



(3)



(4)



(5)



Activity 5 - Grammar

Read these sentences.



The dog **barks**.



The dogs **bark**.

Learning Point

Singular verbs:

barks, drinks, sleeps, jumps, eats, reads, writes, etc.

Plural verbs:

bark , drink, sleep, jump, eat, read, write, etc.

(a) Fill in the blanks. [runs, draws, sails, fly]



The lion



The ship



The girl



The birds

(b) Underline the correct verb.

1. Venerable Suguna (write/ writes) well.
2. Students (read / reads) books.
3. We (eat / eats) fruits.
4. A rabbit (jump / jumps).
5. The horse (run / runs) fast.

Read these sentences.



The horse **does not** fly.



Elephants **do not** fly.

Learning Point

Singular

The horse **does not** fly.

It **does not** eat meat.

Plural

Elephants **do not** fly.

They **do not** eat meat.

(c) Add 'do not', 'does not' correctly.

e.g. Venerable Sumeda does not sweep the compound.

1. Venerable Nanda eat meat.
2. Snails move fast.
3. Lions eat grass.
4. Good children tell lies.
5. The elephant jump.

Learning Point

Singular

Does the horse *fly*?

Does it not *eat* meat?

Plural

Do elephants *fly*?

Do they not *eat* meat?

(d) Add 'Do' or 'Does' correctly.

1. you like grapes?
2. Kamal come to pirivena everyday?
3. you speak Tamil?
4. your mother observe Sil on every poya day?
5. bees live in a hive?

Activity 6 - Writing

Fill in the blanks with the given words.

(1) Ilarge wings.

I / beautiful / legs/ have/ hands

I am

I have no

I have six.....

.....suck nectar.



(2) I am a

red/ beautiful/ fruits/ nest/ bird

I am.....

My beak is.....


I eat and grain.

My home is a



(3) Draw your favourite animal and write five sentences about it.

My Favourite Animal



- a. My favourite animal is a
- b.
- c.
- d.
- e.

Activity 7

Act Out

A Trip

Venerable Ananda, Nadith and friends are at the Peradeniya Botanical Gardens.

Lewis : Excuse me, **can you take our photo?**

Nadith : Sure.

Lewis : Press the top button.

Nadith : OK ... right, smile 3.....2.....1 OK

Lewis : Thanks a lot.

Nadith : You're welcome.



Let's Learn Modals

Read aloud.

Giraffe

It **can** grow very tall.

Can it climb trees?

No, giraffes **can't** climb trees.




Fish

It **can** swim.

It **can** see well.

Can it live on land?

No, this animal **can't** live on land.



Dog

Dogs **can** hear well.

It **can't** climb trees.

Can a dog swim?

Yes, it can swim.



We use '**can**' to talk about the ability to do something in the present or future.

Activity 8

(a) Fill in the blanks with *can* / *can't*.

e.g. Can you take our photo?

1. Parrots fly.
2. Some birds fly.
3. New born babies talk.
4. you remember all the Gāthās?

5. you speak Tamil?

6. Zebrasrun very fast.

(b) Rearrange these to form meaningful sentences or questions.

1. can / Manuka / read/ well

.....

2. bring / can/ you / the record book

.....?

3. speak / three languages/ Our Chief Incumbent / can

.....

4. can't / raining/ We / go out/ It's

.....

5. recite / an English poem / you / Can

.....?

Read aloud.

Last year...


Senitha **could** ride a bike, but he **couldn't** swim.



Darren **could** scribble, but he **couldn't** write.



The chick **couldn't** fly but it **could** chirp.



Activity 9

Fill in the blanks with *could* / *couldn't*.

1. Himan run 200 metres in 22 seconds.
2. I was sick, so I come to school yesterday.
3. he read Pali last year?
4. Rahal was sick last week. He eat anything.
5. he count up to ten in grade one?
6. I am tired. I sleep last night.
7. When Supun was a baby he speak.
8. your brother read before he went to school?

Activity 10

Complete the table with information about you.

read / play chess / swim / speak English / conduct a Bodhi Pooja /
recite an English poem / count up to hundred / run quickly / make a
kite / wash my clothes

When I was eight I <i>could</i> ...	When I was eight I <i>couldn't</i> ...

Activity 11

Discuss with your friend and mark right (✓) or wrong (×).

At a Dhamma Sermon.

- | | |
|-----------------------------|--------------------------|
| 1) We speak. | <input type="checkbox"/> |
| 2) We sit silently. | <input type="checkbox"/> |
| 3) We walk here and there. | <input type="checkbox"/> |
| 4) We listen to the sermon. | <input type="checkbox"/> |
| 5) We disturb others. | <input type="checkbox"/> |
| 6) We use mobile phones. | <input type="checkbox"/> |
| 7) We play games. | <input type="checkbox"/> |
| 8) We sit on the walls. | <input type="checkbox"/> |
| 9) We talk and laugh. | <input type="checkbox"/> |
| 10) We pay attention. | <input type="checkbox"/> |

"We Are What We Think" 5



Conversation

Activity 1

(a) Act Out

Senitha : Look at the pond.

Janani : Oh no! There's an ant in the pond.

Senitha : What shall we do?

Janani : Let's help it to get out.

Senitha : How?

Janani : Use a leaf to take the ant out.

Senitha : Good idea, I'll bring one.

(b) Read this aloud.

Ants



Ants are busy insects. They work in teams. Three kinds of ants live in an ant colony. Most of the ants are small worker ants. They are females. The male ants do not work. They are a little bigger. They are called drones.

The biggest is the queen ant. She does not go out to work. Her duty is to lay eggs.

Activity 2 - Writing

Fill in the blanks.

- There are kinds of ants. (one/ two/ three)
- The ants live in a (nest / colony / house)
- The male ants are called the (queen/ female/drones)
- The are the worker ants. (female/ male/ queen)
- Theant lays eggs. (female/ male/ queen)

Write answers.

- Where do ants live in ?
- Which is the biggest ant ?
- Why does the queen ant stay inside ?

4. Draw an ant colony. Name three kinds of ants.



Activity 3

(a.) Here are some facts about bees. Complete the paragraph with the words given.



[teams / queen / bee hive / drones / male /eggs / bees/ worker]

Bees are busy insects. They work in Three kinds of live in a Female bees are also calledbees. The bees do not work. They are called.....The biggest is the bee. She does not go out to work. Her duty is to lay

(b.) Speak about your favourite animal.

Use the table given below.

A	dog cat parrot hen cow	lives	in	a	kennel house, pen shed, tree hollow
It	is	a an	bird animal		
It	likes	to eat to drink	fish, water grass, meat milk, nuts grain		
It	has	four two	legs	and	wings a tail
It	can	fly run swim			

Activity 4

(a) Read and match.

My Village / My pirivena / Myself / My Hobby

A

I am Venerable Nanda. I study at Paramadhamma Pirivena. I am eight years old. I am in grade one. My best friend is Venerable Upali.

B

Paramadhamma Pirivena is in Pagama. It has classes from grade one to five. There are about 150 students in it. There are about twenty teachers on the staff. I love my pirivena.

C

I love reading. When I am free I read books. I have a lot of Dhamma books and novels. Our Chief Incumbent also helps me in reading.

D

Pagama is my village. It is very beautiful and clean. There are about 50 families in it. It has a temple, a pirivena, a hospital and a post office.

(b) Read and answer.

“Peace comes from within. Do not seek it without.”

The Board of Devotees of Bodhiraja Temple
request the company of

.....

at the *Nethra* Ceremony

on October 21st, 2018
at 7 a.m in the morning.

Event	
Date	
Time	
Organizer	

Silent Letters

Activity 5 - Pronunciation

(a) Read these aloud.

pipe

hour

ghost

knitting

nose

honest

knife

cake


knee

(b) Read and match.

cake



ghost



nose



pipe



Activity 6 - Writing

(a) Write these words in the correct column.

[hope, knee, knot, rhythm, knob, exhibition, knuckle, honest, drive, write, site, honour, grave, hour, knowledge]

Silent "e"	Silent "k"	Silent "h"

(b) Circle the silent letters in these sentences.

1. We honour our motherland.
2. The knot is too tight to untie.
3. I knocked my knee on the door.
4. Do you know my name?

Activity 7 - Reading

Animal Riddles

Match these riddles with answers.

frog / elephant / spider / butterfly / dog


1. I'm very, very big.
I like to eat leaves and fruits.
I have four legs and two big ears.
My long nose is called the trunk.
I am an

A.



2. My skin is green and slippery.
I have four legs and webbed feet.
I eat bugs and little fish.
I can swim under water and hop
on land.
I am a

B.




3 I have four legs.
I'm very smart and I like to play.
I like to eat meat.
I can wag my tail.
I am a

C.



4 I am small.
I have eight legs.
I eat bugs.
I catch them in my web.
I am a

D.



5 I have wings but I'm not a bird.
I am small and colourful.
I live in gardens, fields and
forests.
I was a caterpillar.
Now, I am a

E.



Activity 8 - Listening

Listen to Venerable Subodhi and underline.

Activity	Time
wake up	six/ four / seven
clean my room and temple	seven/ eight/ six
have breakfast	eleven/ seven/ four
go to pirivena	eleven/ one/ six
leave pirivena	one/six/ ten
go to bed	six/ ten / four

Activity 9 - Grammar

(a) Read these sentences.

01. *The monk carries an alms bowl.*

02. *Kalani offers alms.*

Each of these sentences has three parts:

- (1) a subject (doer)
- (2) a verb (action)
- (3) an object

Subject	Verb	Object
The monk	carries	an alms bowl
Kalani	offers	alms

(b) Name the doer, action and the object of the following.

1. The chief monk reads stories.
2. Cats drink milk.
3. We learn English.
4. A farmer grows paddy.
5. I sweep the garden.
6. Birds build nests.
7. Uncle Senevi drives the car.
8. He finished the work.
9. Sehas likes puppies.
10. Samitha cooked breakfast.

Subject	Verb	Object
e.g. The chief monk	reads	stories

Activity 10

Look at the pictures and write sentences.

e.g. : The teacher sings songs.

1. Venerable Samitha - write
2. Damith-wash
3. Kusal- fly
4. Mewan-pick
5. Raja- carry



1.
2.
3.
4.
5.

Activity 11

Recite this poem.

A Wise Old Owl



**A wise old owl sat in an oak,
The more he heard, the less he spoke;
The less he spoke, the more he heard;
Why aren't we all like that wise old bird?**

Be Yourself 6



Activity 1

(a) Act Out

- Senuja : What are you doing?
Menuka : I am helping Venerable Abhaya with the decorations.
Senuja : You, alone?
Menuka : No, Nalin will also help.
Senuja : What's in your hand?
Menuka : This is a Buddhist flag. I am going to put it up.
Senuja : Good idea, can I help?
Menuka : Yes, please.

(b) Fill in the blanks.

1. Senuja is helping (Venerable Abhaya/ Menuka).
2. He is helping with the(decorations / carrying).
3. (Venerable Abhaya/ Menuka) has a Buddhist flag.
4. Senuja will help (Menuka / Nalin) to put up the flag.

Activity 2 - Reading

(a) Read aloud.



The Buddhist Flag

This is the Buddhist flag. The Colombo Committee designed it in 1885. There are six bands on the flag. They are *Nila* (blue), *Pitha* (yellow), *Lohita* (red), *Odata* (white) and *Mānjesta* (orange). The sixth band is a combination of the above five colours. We call it *Prabāsvara*. It represents the truth of the Buddha's teaching. These six colours represent the aura of the Buddha.

(b) Mark true (T) or false (F).

1. The Buddhist flag has six bands. ()
2. The Colombo Committee designed it. ()
3. The Committee designed it in 1985. ()
4. The sixth band is Mānjesta. ()
5. *Prabaswara* represents the aura of the Buddha. ()

(c) Read and number.

Let's make a Buddhist flag.

What you need:

paper , colours , a stick , glue


Colour the flag.

Paste it on the stick.

Take a sheet of paper.




Draw the flag.

Your flag is ready.



(d) Read aloud.

Let's describe nouns.

Word	A group of words
flag	A Buddhist flag 
book	A red book 
tree	A tall tree 

Activity 3

(a) Add words to describe the nouns.

- star - a little star
1. bag -
 2. teacher -
 3. man -
 4. ball -
 5. car -
 6. temple -
 7. chair -
 8. apple -
 9. robe -
 10. book -

(b) Underline the words that describe the nouns.

- I. Venerable Samitha has a brown robe.
- II. Arun lives in the yellow house.
- III. Lisan bought some sweet candy.
- IV. I have an interesting story book.
- V. The fat cat sat on a mat.
- VI. Parrots eat small insects.
- VII. The blue water lily is a flower.
- VIII. Green leaves are good for health.
- IX. Yesterday, I met a red haired boy.

Activity 4 - Listening

Listen and mark \checkmark or X.

1. The name of the train is Podimenike. ()
2. It is on platform 3. ()
3. It leaves for Badulla. ()
4. It leaves at 5.55 p.m. ()
5. It stops at Nawalapitiya. ()

Activity 5 - Reading

Let's read a story.

Once there lived a woman called Sirimalee. One fine morning, she met a monk near her house. The monk was carrying an alms bowl. She invited him to the house to offer some food.

She ran to the kitchen to see if there was something to offer as lunch.

“Oh no! I have only a small piece of bread. Maybe I can offer it. I will only have some water.”

She took it to the monk and offered it.

“I am sorry, this is all I have”, she said.

“Why do you say so?” asked the monk.

“I couldn't offer you much for lunch”, said Sirimalee.

“Listen to me. You are not poor at all. You have a rich mind,” said the monk.

“You offered your lunch and decided to stay in hunger.” You are happy even though you are hungry.

So, do you understand how rich you are?”

“The real rich is those who are rich in heart”, said the monk.

Write short answers.

1. When did she meet the monk?
2. What was the monk carrying?
3. Why did she run to the kitchen?
4. What did she offer the monk for lunch?
5. Why did the woman say, “I am so poor ”?

Activity 6 - Writing

Let's write a similar story. Use the words given.

small puppy/ lunch / called/ hungry / morning/ why/ no / can't

Once there lived a boy Dinu. One fine he was walking to school.

Suddenly, he heard a cry. "Who is that?" He wondered.

"Oh! It's a.....Where's your mother, little one?" Dinu asked stroking the puppy's head.

The puppy looked at Dinu and cried again.

"..... are you crying?" he asked. "Maybe, he is"

He searched if there was something to give it.

"Oh ! I..... find anything. Wait," he said.

"I have my Maybe I can give this. Instead, I will drink a packet of milk."

He took his breakfast out and fed the puppy.

Activity 7 - Reading

Let's read this aloud.

Tap Tap Tap

Tap, tap, tap goes the woodpecker
As he pecks a hole in a tree.
He is making a house with a window
To peep at you and me.

Activity 8

Fill in the blanks.

[hollow/ red/ crest / long/ black/ insects]



Woodpecker

The woodpecker is a bird. It is , white and in colour. It has a..... on its head. It eats and nuts. It has a strong beak. It lives in a in a tree trunk.

Read these sentences.

- (1) *I am poor.*
- (2) *You are rich.*
- (3) *The woodpecker is a bird.*

Each of these sentences have three parts:

- (1) a subject (something / someone) - S
- (2) a verb (am/ is/ are) - V
- (3) a complement (something/ some quality/ someone) - C

S	V	C
something/ someone	am/is/ are	something/ some quality/ someone)
I	am	poor
You	are	rich
The woodpecker	is	a bird

Activity 9 - Grammar

(a) Find the subject, verb and complement of the following.

1. The chief monk is kind.
2. My robe is yellow.
3. Ants are insects.
4. Elephants are large.
5. My baby brother is small.
6. My hands are clean.
7. My mother is a teacher.
8. Supun is my best friend.
9. My friend is very clever.
10. We are Sri Lankans.

S	V	C
e.g. The chief monk	is	kind

(b) Rewrite these sentences correctly.

1. is / very kind / my teacher
2. helpful / my friend / is
3. are / good students / we
4. our temple / old / is
5. Rahal / smart / is
6. are big / mango trees / these
7. is / Jayana / happy
8. dolphins / friendly / are


Activity 10

(a) Read this aloud.

Look at the black cat.
He's on his mat.
He's happy and fat.
The tan cat walks by,
his tail held high.
And now the black cat is mad.
He thinks the tan cat
wants his mat.
The black cat will never share.
It is so sad.
The tan cat feels bad.
They could have been a pair.

(b) Write complete sentences.

1. Where is the black cat?
2. What does the tan cat do?
3. What does the black cat think about the tan cat?.....
4. How does the tan cat feel?
5. Draw a picture of the two cats



Getting To Know People 7



Activity 1

(a) Act Out

A visitor comes to **Mangala Viharaya**.

- Venerable Rahula : Hello, good morning! Where are you from?
David : Hello, good morning! I'm **David** from **Canada**.
Venerable Rahula : Nice to meet you, Mr. David. I am Venerable Rahula.
David : This is a lovely *temple*. Can I take some *photographs*?
Venerable Rahula : Yes, of course.
David : That's wonderful!
Venerable Rahula : Come, I'll show you around the temple.
David : Thank you very much. You are very kind.

(b) Mark right (✓) or wrong (X).

01. David is a visitor. ()
02. David is from Japan. ()
03. He wanted to take some photographs. ()
04. Venerable Rahula showed David around the temple. ()

Common Nouns and Proper Nouns

Read these words.

Common Nouns (names for people, places, things and animals)	Proper Nouns (names for people, places, things and animals)
temple	MangalaViharaya
photograph	Canada
bhikkhu	David
man	Rahula

Activity 2 - Grammar

(a) Read and complete the table.

I am **Venerable Bodhi**. I am a novice *monk* from **Canada**. My *teacher* is **Venerable Vimalo**. He is a German *monk*. My *father* is a *doctor*. My *mother* is a *nurse*. I have a *brother* called **George**. He is an architect. My *sister* is **Anne**. She is a *student*.



Common Nouns	Proper Nouns


(b) Underline the common nouns. Circle the proper nouns.

1. My house is near the Sunday fair.
2. Thamal played with his sister.
3. Sanuga goes to Paramadhamma Pirivena.
4. Please return the books on Friday.
5. My father works at Megha bookshop.
6. Piduruthalagala is the highest mountain in Sri Lanka.
7. Chamath went to India last week.
8. Damhiru and Nethula study in Dharmapala Vidyalaya.
9. My favourite novel is Harry Potter.
10. Malgudi Days is an Indian story.

(b) Read and match.

Title	Rs. 100.00
Author	50
Publisher	Rossa Stevens
Pages	Double Publisher
Price	The Great King

(c) Draw the front cover of a story book that you like.



Activity 4 - Reading

Read this speech.


My dear teachers and friends,

My Name is Sanuga. Today, I am going to talk to you about my family.

I have five members in my family. My **father** is Prasad Fernando. **He** is an engineer and my **mother** is Nisha Fernando. **She** is a housewife. I have a little **brother**. He is just one year old. His name is Keshan and I call him Keshu. My **sister** is Damithi. My **grandmother** and **grandfather** too live with us. Every evening, my **uncle** and **aunt** visit us to see our grandparents. We all sit together and enjoy dinner. I love my family.

Thank you.

This is Sanuga's family photo.



Words for males

- father
- uncle
- brother
- grandfather

Words for females

- mother
- aunt
- sister
- grandmother

We use masculine nouns for males and feminine nouns for females.

Activity 5 - Grammar

(a) Read these nouns and fill in the chart.

cow / son / king / boy / daughter / queen / Bhikkhu / rooster /
steward / nun / girl / fox / hen / Bhikkhuni / stewardess / monk /
bull / vixen

Male/ masculine	Female/ feminine
Bhikkhu	Bhikkhuni

(b) Change the words in bold from feminine to masculine.

1. The **girl** looks very much like **her mother**.
2. The **daughter** gave a present to **her aunt**.
3. The **nun** is talking to my **grandmother**.
4. My **sister** is a **stewardess**.
5. The **cow** chased the **vixen**.
6. The **actress** played the role of a **queen**.

Listen and practise.



I **went** to the animal fair.
All the birds and the beasts **were** there.
The big baboon by the light of the moon
Was combing his auburn hair.
You should have seen the monkey!
He **sat** on the elephant's trunk.
The elephant **sneezed** and **fell** on his knees.
And what **became** of the monkey?
Monkey monkey monkey.

Read these words.

Now	Then
go	went
are	were
is	was
sit	sat
sneeze	sneezed
fall	fell
become	became

We use simple past to talk about actions that we have already finished in the past.

For regular verbs, add **-ed** to the verb (or just **-d** if the root form ends with an e):

play → played
type → typed
listen → listened
push → pushed

Some don't change:

put → put
cut → cut
set → set
cost → cost
hit → hit

For other irregular verbs, the words change :

see → saw
build → built
go → went
write → wrote

Activity 6 - Grammar

(a) Read and underline the past tense verb.

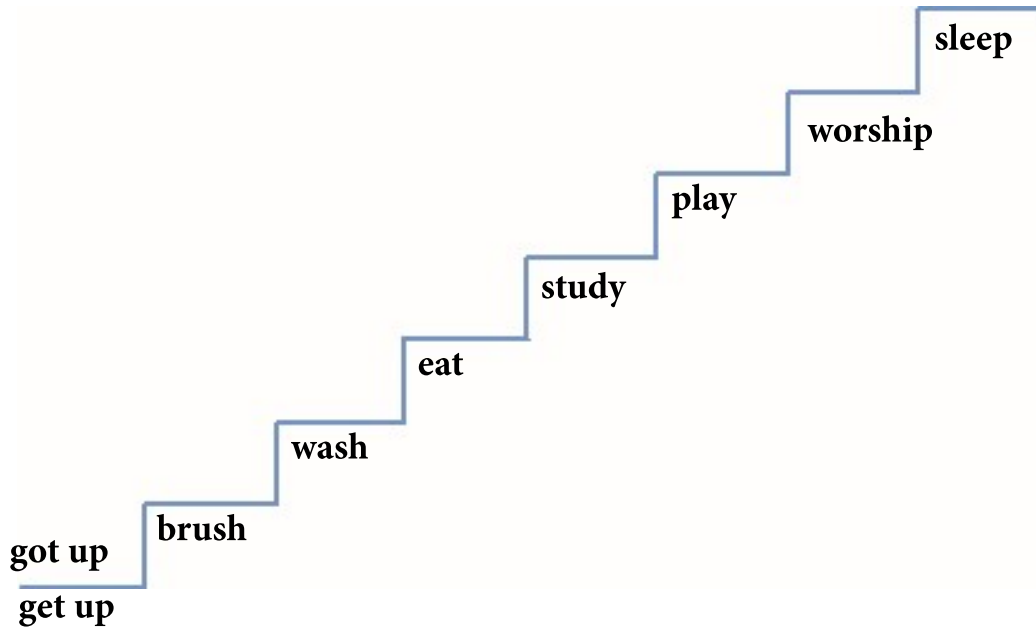
- i. I went to the temple.
- ii. My brother wrote a poem.
- iii. The teacher marked my book.
- iv. My pet cat drank milk.
- v. Venerable Nanda cleaned his room.
- vi. Mevan saw a rabbit.
- vii. Appu Seeya cut the fruit.
- viii. The cat caught a rat.
- ix. Mother washed the pots.
- x. Jaliya gave me a pen.

(b) Fill in the blanks with the correct past tense form of the verb given in the brackets.

1. I a strange dream last night. (have / had / has)
2. The students the main hall. (painted / paint/ painting)
3. The young man his friend. (help/ helped/ helping)
4. I a poem. (written/ write/ wrote)
5. The monk gently to the child. (spoke / speak / speaking)
6. Bhatiya a speech. (make / making / made)
7. The birds a nest in a tree. (build / built / building)
8. The boat on the sea. (sail / sailing / sailed)
9. Farmers the paddy. (cutting / cut / cutted)
10. The boy to the office. (go / went / going)

Activity 7

Write the verbs in the past tense.



Activity 8

Complete the table using the given words.

India	Kandy	Dutugemunu	Abayagiriya	Lankatilaka	Colombo
Kosgama	Kelani	Ruwanweliseya	Kawantissa	Sanuga	Canada
Suneth	Japan	Panduwasudewa	Somawathiya	Kalu	Ragama
Fazal	Walawe	Mahaweli	Valagamba	Nimal	China
France	Kapila	Situlpawwa	Nile	Vijayabahu	New York

Countries	Boys	Kings	Temples	Rivers	Cities /Villages
India	Fazal	Valagamba	Abayagiriya	Mahaweli	Colombo

Read aloud.

Similar Words

sad

sorrowful



glad

happy



large

big



small

little



cold

chilly



warm

hot



old

ancient



new

modern



beautiful

nice



stupa

pagoda



Activity 9

Rewrite these with similar words.

1. The weather is cold in Nuwara Eliya.
2. It is an old temple .
3. we must use new technology.
4. The elephant is a large animal.
5. It's very warm. Please, switch on the fan.

Activity 10 - Pronunciation

Read and practise.



dog




md




kid



yk



zip



wiz



gas




pig



lip



owl



net




tin



cot



magic




yam





wig



top



pot

Activity 11

Fill and read aloud.

d	__en	be__
k	__id	as__
z	__oo	fe__
g	__ap	lo__
l	__ad	pa__
n	__ap	pa__
c	__at	ar__
y	__es	
w	__ay	

May and Must

Study these



The rose bud **may** bloom today.



Sahan **may** get late today.

- (1) May I come in?
- (2) May I say something now?
- (3) May I ask one question?

**We use 'may' to talk about possibly
and to get permission.**

Activity 12 - Grammar

Match the pictures with sentences.

1. The tortoise may win the race.
2. It may rain.
3. The boy may hurt himself.
4. The little boy may wake up.



1



2



3.....



4.....

Read these sentences.

We must save water.



We must not talk inside the library.



You must go to school on time.



Passengers must wear seat belts.



We can use 'must' to talk about rules.

Activity 13

What are the rules in your pirivena? Mark "√" or "X".

1. We must not be late to pirivena. ()
2. We must wear our uniforms to pirivena. ()
3. We must not shout in the library. ()
4. Everyone must wash hands before meals. ()
5. We must listen to our teachers. ()
6. We mustn't use our mobile phones inside the class. ()
7. We must run in the corridors. ()
8. We must not forget their books. ()
9. We must do our homework. ()
10. We must obey our teachers. ()

Great Personalities 8

Activity 1

(a) Act Out

Shopkeeper : Good evening, sir!

Mr. Gamage : Good evening! I want some fruits for my *children*.

Shopkeeper : What do you want, sir? There are many fresh fruits.

Mr. Gamage : Two *mangoes*, two *peaches* and some grapes.

Shopkeeper : What about vegetables sir?

Mr. Gamage : Give me 250 grams of *tomatoes* and 500 grams of *potatoes*.

Shopkeeper : Anything else, sir?

Mr. Gamage : I think that's all. How much?

Shopkeeper : Just a moment sir., it's Rs. 525.

Mr. Gamage : OK, here you are.

Shopkeeper : Thank you and come again sir.



peaches

(b) Underline the correct answer.

01. The shopkeeper said,

(a) Good morning!

(b) Good evening!

02. Mr. Gamage bought fruits for

- (a) his office friends.
- (b) his children.

03. He bought

- (a) mangoes and peaches.
- (b) apples and bananas.

Learning Point

Read the following words.

mangoes, peaches, tomatoes, potatoes

They are the plural forms of *mango, peach, tomato* and *potato*.

We can make plurals by adding – **es** to nouns ending in:

- ‘ch’ → peach**h** + **es** → peaches
- ‘o’ → mango**o** + **es** → mangoes
- ‘s’ → bus**s** + **es** → buses
- ‘sh’ → dish**h** + **es** → dishes
- ‘x’ → box**x** + **es** → boxes
- ‘z’ → buzz**z** + **es** → buzzes

Some words have different plural forms. They are the irregular plural nouns.

Irregular Plurals

Singular	Plural
man	men
woman	women
child	children
tooth	teeth
foot	feet
mouse	mice

Activity 2 - Grammar

(a) Complete the table.

Singular	Plural
boy	
fox	
class	
brush	
bench	
mango	
hero	
bush	
beach	
buzz	

Activity 3

Change the underlined words into plural and rewrite the sentences.

e.g. A salesman went to the shop in the evening.

Salesmen went to the shops in the evening.

Singular	↔	Plural
a boy	↔	boys
<u>the boy</u>	↔	<u>the boys</u>
an ant	↔	ants
<u>the ant</u>	↔	<u>the ants</u>
a man	↔	men
<u>the man</u>	↔	<u>the men</u>

1). The child went to assembly in the morning.

.....

2). The man fixed the roof of the shrine room.

.....

3). A woman observed sil on Poya day.

.....

4). The grandchild helped the grandmother.

.....

5). My father brought a mango.

.....

6). A cat ran after a mouse.

.....

7). A woman washed the dish.

.....

8). Tell us a tale of a hero.

.....

Activity 4 - Reading

(a) Read aloud.

Madduma Bandara

1st paragraph Madduma Bandara is a national hero in Sri Lanka. He was born in Kandy. His father was Ehelepola Maha Adhikaram. His mother was Ehelepola Kumarihamy.

2nd paragraph *this boy lived in the last sri lankan kingdom, senkadagala. sri vickrama rajasingha was the king at that time. he was a cruel king. madduma bandara's father, ehelepola mahaadhikaram went against the king. so one day king brought the whole family to the palace. but, his father ehelepolanilame was not there.*

3rd paragraph The king ordered the royal executioner to kill Madduma Bandara's elder brother Loku Bandara. He got scared and tried to run away.

4th paragraph Then Madduma Bandara told his brother ***"Dear brother! Don't be afraid. I'll show you how to die."*** Next the little boy bravely asked the executioner to kill him. He faced his death fearlessly. This happened on the 17th May 1814. This heroic activity made him a national hero.

5th paragraph There is a statue of this brave boy in front of the **Temple of the Tooth in Kandy** (*Sri Dalada Maligawa*).



(b) Rewrite the second paragraph using upper case letters correctly.

.....

.....

.....

.....

.....

.....

.....

.....

.....

.....

.....

.....

.....

.....

.....

Activity 5

(a) Read the paragraph.

The Temple of the Tooth is in Kandy. The sacred tooth relic of the Buddha is placed in this temple. There is a lake near this temple. It is a world heritage site.




(b) Complete the paragraph.



Kavantissa / Hambanthota / Tissa
Wewa

Thissamaharama temple is in the district. The Buddha and 500 Arahats meditated here for some time. King designed this place. The lake is near this temple. The great **king Dutugemunu** was born in this area.

(c) Write a short paragraph and present it to the class.



Dambulla cave temple / Matale district / lot of paintings and statues /
King Valagamba / world heritage site

.....

.....

.....

.....

.....

.....

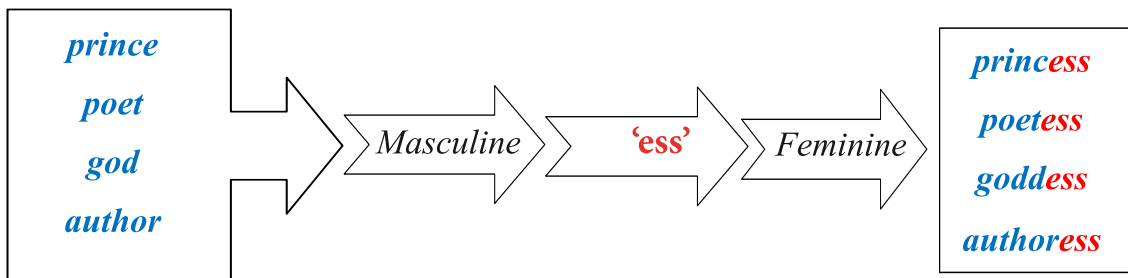
.....

.....

Activity 6

(a) Read this story.

Once there lived a *princess* who wished to be a *poetess*. A *goddess* knew this and sent an *authoress* to teach her. She learnt to write well and wrote as many poems as she could.



(b) Find and match.

Masculine	Feminine
author	hostess
count	lioness
host	actress
lion	authoress
actor	countess
emperor	tigress
tiger	waitress
master	empress
waiter	mistress

(c) Now, make ten simple sentences

Activity 7


Unerline the correct word.

Madduma Bandara (is, was)
a national hero in Sri Lanka. He
..... (is, was) born (in,
on) Kandy. His father (is,
was) Ehelepola Maha Adhikaram.
His mother (is, was)
Ehelepola Kumarihamy. He had one
brother. His brother (is, was)
Loku Bandara. He died (in,
on) 17th May 1814.


on → on Monday
→ on 17th
→ on 17th May 1814
in → in 1818
→ in May

Activity 8

Write about one of these persons.



Name : Martin Wickramasinghe
Born : 29th May 1890
Koggala
Galle district
Wife : K. B. Prema De Silva
Children : six
Famous as : a writer / an author
Died : 1976 July 23, Colombo



Name : C. W. W. Kannangara
Born : 13th October 1884
Hikkaduwa
Galle district
Wife : Edith Kannangara
Children : two
Famous as : a lawyer / Minister of
Education
father of free education
Died : 23 September 1969, Colombo

.....

.....

.....

.....

.....

.....

.....

.....

.....

.....

.....

Activity 9

(a) Copy the addresses into the boxes.

Venerable sumedha, Nandana Pirivena, Matale.
--

K.G. Sunumal, 49/2, Nandana Pirivena, Matale.
--

--

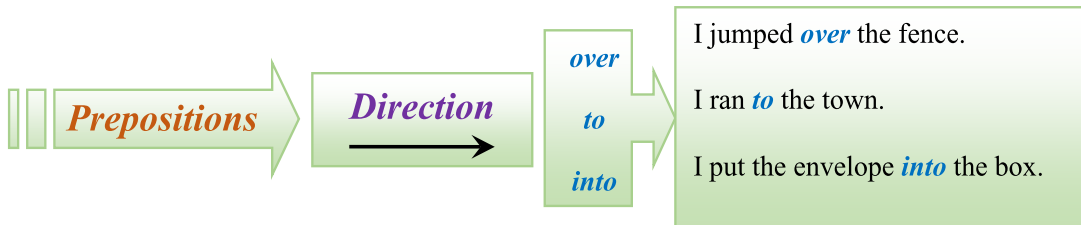
--

(b) Write your name and address on the envelope given.

--

Activity 10

(a) Read and practise.



(b) Underline the preposition.

- 1) Venerable Narada is in the class.
- 2) Pigeons are on the roof.
- 3) I sat near the Na tree.
- 4) The rat hid behind the cupboard.
- 5) Our puppy jumped over the bench.
- 6) I went to the shrine room.
- 7) The dog ran into the kennel.

(c) Make a sentence with each of the following.

in

on

near

behind

over

to

into

Activity 11

(a) Recite the Pali stanza.

Gāme vā yadi vāraññe
ninne vā yadi vā thale
yatthā ārahanto viharanti
taṃ bhūmiramaneyyakaṃ.

In a village or in a forest,
in a valley or on a hill,
wherever Arahats dwell,
that place is delightful.

- *Dhammapada* -

(b) Copy the stanza and its meaning.

.....

.....

.....

.....

.....

.....

.....

.....

.....

(c) Explain the meaning of the stanza to the class.